



PANDA EXPRESS, INC.
1683 Walnut Grove Ave.
Rosemead, California
91770
Telephone: 626.799.9898
Facsimile: 626.372.8288

All ideas, designs, arrangement and plans indicated or represented by this drawing are the property of Panda Express Inc. and were created for use on this specific project. None of these ideas, designs, arrangements or plans may be used by or disclosed to any person, firm, or corporation without the written permission of Panda Express Inc.

REVISIONS:

ISSUE DATE:


ISSUE FOR PERMIT	10-20-22
ISSUE FOR BID	01-30-23

DRAWN BY: AE/SS

PANDA PROJECT #: D23503
PANDA STORE #: -
ARCH PROJECT #: 261-443



MPW ENGINEERING, LLC
110 W. 7TH STREET • SUITE 600 • TULSA, OK 74109
(918) 582-4088 • (918) 582-4087 FAX

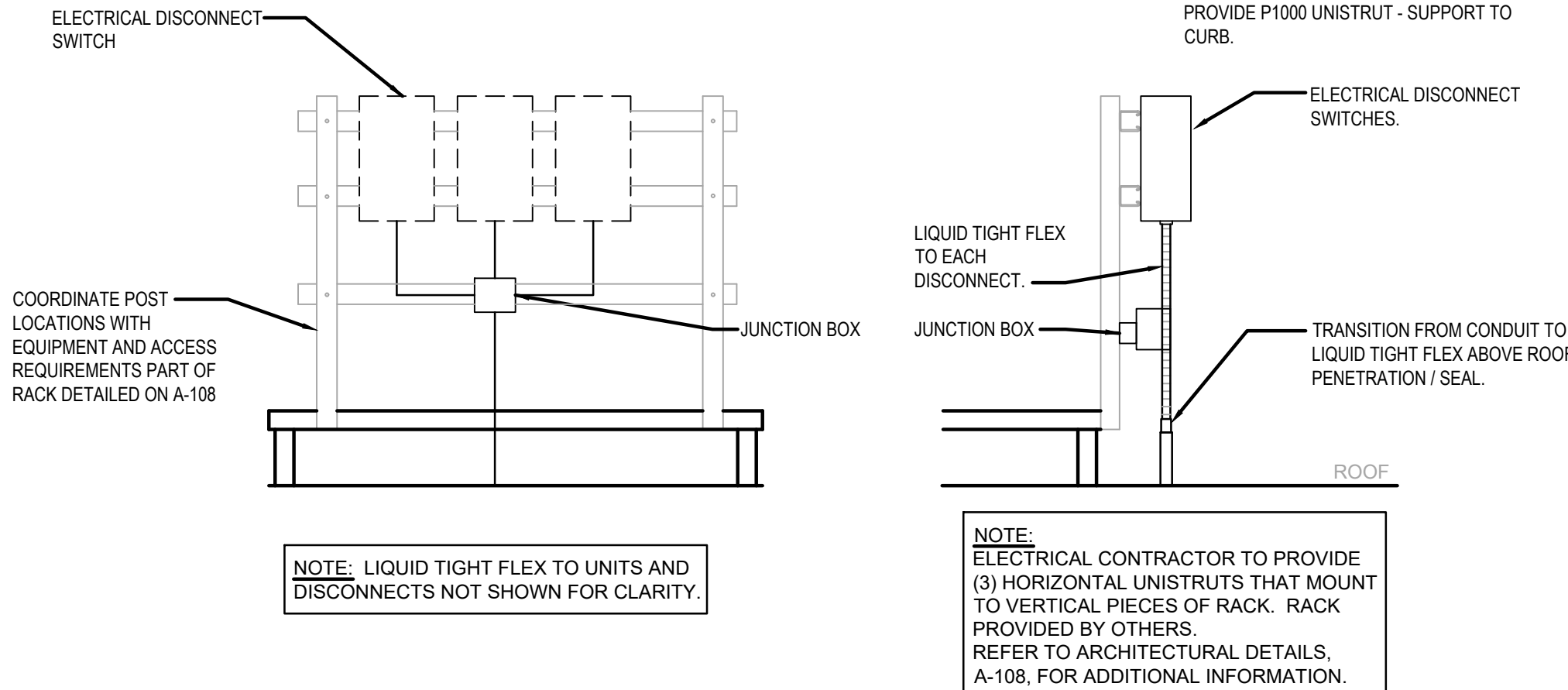


PANDA EXPRESS
PANDA HOME 2600
NORTH RIVERSIDE DR & 2ND ST.
CLARKSVILLE, TN 37040

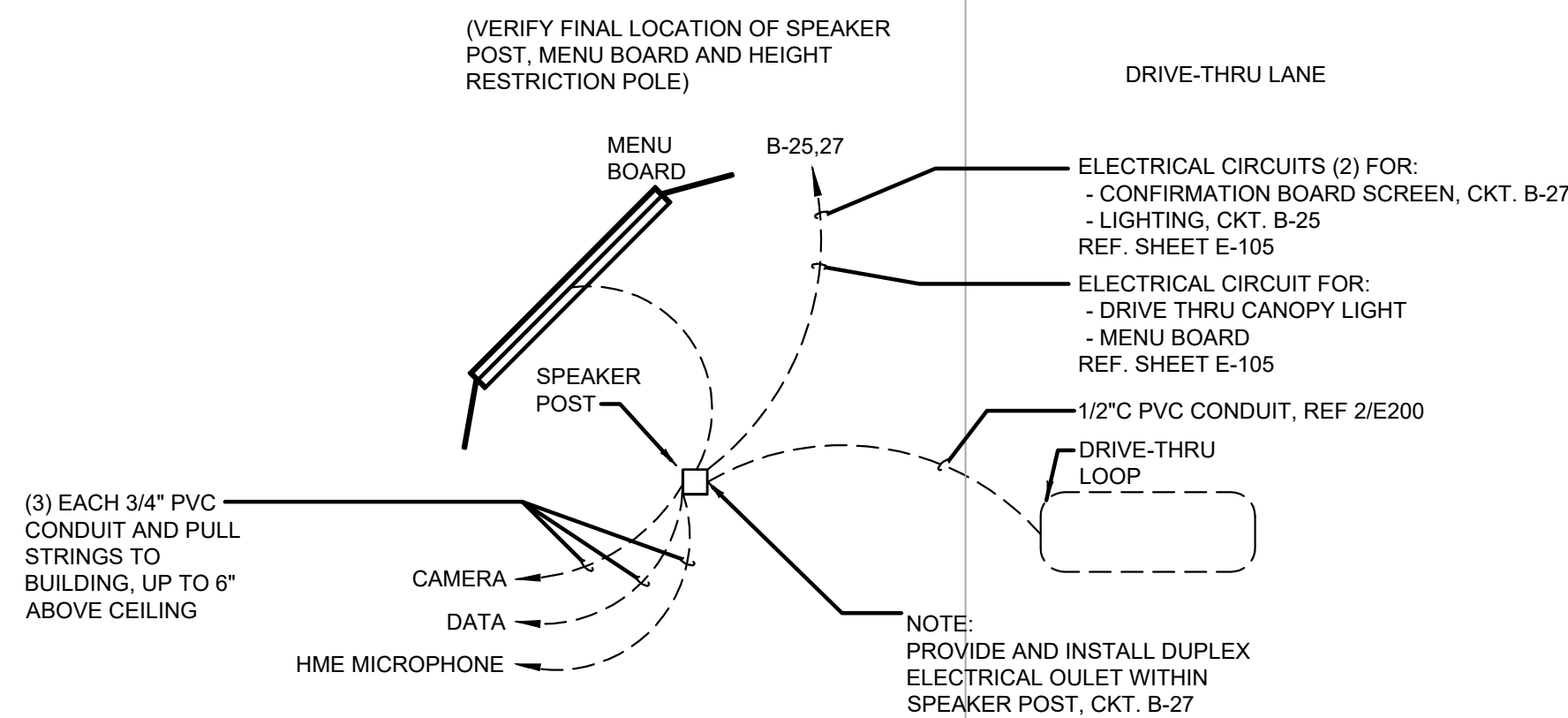
E-401

ELECTRICAL DETAILS, DIAGRAMS

PANDA HOME 2600 R4



EQUIPMENT DISCONNECT SWITCH SUPPORT 2
NOT TO SCALE E-401



KITCHEN EXHAUST SYSTEM DIAGRAM 3
NOT TO SCALE E-401

MENU BOARD & SENSOR LOOP 1
E-401